



**Notice of meeting of  
Community Safety Overview & Scrutiny Committee**

**To:** Councillors King (Chair), Healey (Vice-Chair), Barnes,  
Burton, Douglas, Galvin and Orrell

**Date:** Tuesday, 20 September 2011

**Time:** 5.00 pm

**Venue:** The Guildhall, York

**AGENDA**

**1. Declarations of Interest**

At this point Members are asked to declare any personal or prejudicial interests they may have in the business on the agenda.

**2. Minutes** (Pages 3 - 14)

To approve and sign the minutes of the meetings of the committee held on 27 June 2011 and 4 July 2011.

**3. Public Participation**

At this point in the meeting, members of the public who have registered their wish to speak regarding an item on the agenda or an issue within the committee's remit can do so. The deadline for registering is **Monday 19 September 2011 at 5.00pm.**

**4. First Quarter Monitoring Report** (Pages 15 - 28)

The purpose of this report is to provide the committee with an update on financial performance and progress against service plan improvement actions and performance measures.

- 5. North Yorkshire Police Performance Report** (Pages 29 - 34)  
This report summarises the crime data within the York Safer Neighbourhood Team area.
- 6. Safer York Partnership Performance Report** (Pages 35 - 42)  
This report details performance on the Community Safety Plan 2011-14.
- 7. Work Plan and Assessment Forms for Agreed Review Topics** (Pages 43 - 48)  
Members are asked to consider the committee's work plan and the assessment forms for agreed review topics.
- 8. Urgent Business**  
Any other business which the Chair considers urgent under the Local Government Act 1972.

Democracy Officer:

Name: Jayne Carr

Contact Details:

Telephone – (01904) 552030

Email – [jayne.carr@york.gov.uk](mailto:jayne.carr@york.gov.uk)

For more information about any of the following please contact the Democracy Officer responsible for servicing this meeting Jayne Carr,  
Democracy Officer

- Registering to speak
- Business of the meeting
- Any special arrangements
- Copies of reports

## **About City of York Council Meetings**

### **Would you like to speak at this meeting?**

If you would, you will need to:

- register by contacting the Democracy Officer (whose name and contact details can be found on the agenda for the meeting) **no later than 5.00 pm** on the last working day before the meeting;
- ensure that what you want to say speak relates to an item of business on the agenda or an issue which the committee has power to consider (speak to the Democracy Officer for advice on this);
- find out about the rules for public speaking from the Democracy Officer.

**A leaflet on public participation is available on the Council's website or from Democratic Services by telephoning York (01904) 551088**

### **Further information about what's being discussed at this meeting**

All the reports which Members will be considering are available for viewing online on the Council's website. Alternatively, copies of individual reports or the full agenda are available from Democratic Services. Contact the Democracy Officer whose name and contact details are given on the agenda for the meeting. **Please note a small charge may be made for full copies of the agenda requested to cover administration costs.**

### **Access Arrangements**

We will make every effort to make the meeting accessible to you. The meeting will usually be held in a wheelchair accessible venue with an induction hearing loop. We can provide the agenda or reports in large print, electronically (computer disk or by email), in Braille or on audio tape. Some formats will take longer than others so please give as much notice as possible (at least 48 hours for Braille or audio tape).

If you have any further access requirements such as parking close-by or a sign language interpreter then please let us know. Contact the Democracy Officer whose name and contact details are given on the order of business for the meeting.

Every effort will also be made to make information available in another language, either by providing translated information or an

interpreter providing sufficient advance notice is given. Telephone York (01904) 551550 for this service.

যদি যথেষ্ট আগে থেকে জানানো হয় তাহলে অন্য কোন অর্থাতে তথ্য জানানোর জন্য সব ধরণের চেষ্টা করা হবে, এর জন্য দরকার হলে তথ্য অনুবাদ করে দেয়া হবে অথবা একজন দোস্তবী সরবরাহ করা হবে। টেলিফোন নম্বর (01904) 551 550।

*Yeteri kadar önceden haber verilmesi koşuluyla, bilgilerin terümesini hazırlatmak ya da bir tercüman bulmak için mümkün olan herşey yapılacaktır. Tel: (01904) 551 550*

我們竭力使提供的資訊備有不同語言版本，在有充足時間提前通知的情況下會安排筆譯或口譯服務。電話 (01904) 551 550。

اگر مناسب وقت سے اطلاع دی جاتی ہے تو ہم معلومات کا ترجمہ میا کرنے کی پوری کوشش کریں گے۔ ٹیلی فون (01904) 551 550

*Informacja może być dostępna w tłumaczeniu, jeśli dostaniemy zapotrzebowanie z wystarczającym wyprzedzeniem. Tel: (01904) 551 550*

## **Holding the Cabinet to Account**

The majority of councillors are not appointed to the Cabinet (39 out of 47). Any 3 non-Cabinet councillors can 'call-in' an item of business from a published Cabinet (or Cabinet Member Decision Session) agenda. The Cabinet will still discuss the 'called in' business on the published date and will set out its views for consideration by a specially convened Scrutiny Management Committee (SMC). That SMC meeting will then make its recommendations to the next scheduled Cabinet meeting in the following week, where a final decision on the 'called-in' business will be made.

## **Scrutiny Committees**

The purpose of all scrutiny and ad-hoc scrutiny committees appointed by the Council is to:

- Monitor the performance and effectiveness of services;
- Review existing policies and assist in the development of new ones, as necessary; and
- Monitor best value continuous service improvement plans

## **Who Gets Agenda and Reports for our Meetings?**

- Councillors get copies of all agenda and reports for the committees to which they are appointed by the Council;
- Relevant Council Officers get copies of relevant agenda and reports for the committees which they report to;
- Public libraries get copies of **all** public agenda/reports.

City of York Council

Committee Minutes

---

MEETING	COMMUNITY SAFETY OVERVIEW & SCRUTINY COMMITTEE
DATE	27 JUNE 2011
PRESENT	COUNCILLORS KING (CHAIR), HEALEY (VICE-CHAIR), BARNES, BURTON, GALVIN, ORRELL AND WILLIAMS (SUBSTITUTE)
IN ATTENDANCE	COUNCILLORS FRASER AND LOOKER (AGENDA ITEM 8)
APOLOGIES	COUNCILLOR FITZPATRICK

---

### 1. **DECLARATIONS OF INTEREST**

Members were asked to declare any personal or prejudicial interests they may have in the business on the agenda. Councillor Williams declared a personal non-prejudicial interest in agenda item 6 – “Safer York Partnership”, as he was a magistrate. Councillor Burton declared a personal non-prejudicial interest in agenda item 7 – “Ongoing Work within Directorates and Future Planned Work” as he was on the Management Committee of the Friends of St Nicholas Fields.

### 2. **MINUTES**

RESOLVED: That the minutes of the meeting of the committee held on 1 March 2011 be confirmed and signed by the Chair as a correct record.

### 3. **PUBLIC PARTICIPATION**

It was reported that there were no registrations to speak under the council’s Public Participation Scheme.

**4. ARRANGEMENTS FOR OVERVIEW AND SCRUTINY IN YORK**

Members received a report that highlighted the council's current structure for the provision of the Overview and Scrutiny function and the resources available to support it. The report also detailed the agreed terms of reference for the individual Overview and Scrutiny Committees.

Officers drew Members' attention to paragraph 11 of the report, which detailed the Community Safety Overview and Scrutiny Committee's areas of responsibility.

RESOLVED: That the report be noted.

REASON: To inform Members of scrutiny arrangements.

**5. GUIDANCE FOR THE SCRUTINY OF CRIME AND DISORDER MATTERS**

Members received a report that presented guidance on the committee's responsibilities in respect of the discharge of the functions conferred on the Council by sections 19 and 20 of the Police & Justice Act 2006, in relation to the scrutiny of community safety issues, the Police and the work of the local Crime and Disorder Reduction Partnership (Safer York Partnership). The guidance was based on national guidance produced in partnership by the Centre for Public Scrutiny and the Local Government Information Unit.

Referring to the responsible authorities detailed in Appendix A of the report, Members suggested that it would be worthwhile to invite a representative of the Primary Care Trust to attend a meeting to provide information regarding the part they played in supporting the work of the Safer York Partnership.

It was noted that the Probation Service had attended the last meeting of the committee and that copies of the presentation that had been given could be made available to new Members of the committee on request.

RESOLVED: (i) That the contents of the report be noted.

- (ii) That the PCT be invited to attend the September meeting to discuss their contribution to the work of the Safer York Partnership.

REASON: In order to progress the work of the committee.

## **6. PRESENTATION ON SAFER YORK PARTNERSHIP**

Members received a presentation on the Safer York Partnership. A copy of the presentation is available on-line with the agenda papers for this meeting.

Following an overview of the work of the Safer York Partnership, the presentation focussed on the following issues:

- The delivery structure
- Examples of previous partnership working
- Current projects for 2011/12 (including A&E data sharing, body worn cameras, designated drinking orders, alley-gating, operation DIP and cycle stand signs)
- Priorities (serious acquisitive crime, violent crime, anti-social behaviour, business crime and reducing reoffending)
- Evidence based working (eg the use of mapping to identify hotspots for auto-crime)

Officers also gave details of the current picture of crime and disorder in York.

Members questioned what further strategies the council could develop to tackle youth crime. Officers gave details of the work that the Youth Offending Team was carrying out to address this issue, including education and raising awareness of the impact and consequences that such crime had on the victims.

Discussion took place regarding the work that was taking place to tackle the problem of cycle theft. One issue was the poor security of cycle storage facilities, including those in new-build developments.

RESOLVED: That the presentation on the work of the Safer York Partnership be noted.

REASON: To ensure that the committee is informed of the work of the Safer York Partnership and the implementation of the Community Safety Plan.

**7. PRESENTATION ON ONGOING WORK WITHIN DIRECTORATES AND FUTURE PLANNED WORK**

Members received a presentation by senior officers on the ongoing work within their directorates and of future planned work. A copy of the presentation is available on-line with the agenda papers for this meeting.

Members sought clarification as to how the additional funding that was to be allocated for re-cycling would be used. Officers stated that this would primarily be used in targeted areas to encourage residents to recycle. One strategy would be officers making visits to residents to identify any problems that may be deterring them from recycling and to raise awareness of the issue.

RESOLVED: That the ongoing work within Directorates and the future planned work be noted.

REASON: To ensure that the committee is kept informed of issues within its remit.

**8. ATTENDANCE OF CABINET MEMBERS**

Councillor Looker, Cabinet Member for Communities and Neighbourhood Services, and Councillor Fraser, Cabinet Member for Crime and Community Safety had been invited to attend the meeting to discuss their priorities and challenges for this municipal year. They informed Members that they were keen to work with the committee and would find it helpful if they were notified of particular issues in which the committee would find their input to be helpful. They were willing to attend meetings as required and would welcome the opportunity to discuss their priorities and challenges once they were more established in their roles.

The Chair thanked the Cabinet Members for their attendance at the meeting.



**9. DRAFT WORK PLAN FOR 2011/2012**

Members considered a report that presented the Committee's draft work plan for the forthcoming year and asked Members to consider any additions or amendments they may wish to make.

It was noted that the item "2010/11 Year End Outturn report" that was due to be considered at the next meeting would be deferred, as the report had not yet been considered by Cabinet.

**RESOLVED:** That further consideration be given to the work plan at the next meeting.

**REASON:** To progress the work of the committee, in line with scrutiny procedures and protocols.

Councillor King, Chair

[The meeting started at 5.30 pm and finished at 7.35 pm].

This page is intentionally left blank

---

MEETING	COMMUNITY SAFETY OVERVIEW & SCRUTINY COMMITTEE
DATE	4 JULY 2011
PRESENT	COUNCILLORS KING (CHAIR), HEALEY (VICE-CHAIR), BARNES, BURTON, DOUGLAS, ORRELL AND WATT (SUBSTITUTE FOR COUNCILLOR GALVIN)
IN ATTENDANCE	COUNCILLOR FRASER
APOLOGIES	COUNCILLOR GALVIN

---

#### **10. DECLARATIONS OF INTEREST**

Members were invited to declare at this point in the meeting any personal or prejudicial interests they might have in the business on the agenda. None were declared.

#### **11. PUBLIC PARTICIPATION**

It was reported that there were no registrations to speak under the Council's Public Participation Scheme.

#### **12. NORTH YORKSHIRE POLICE SAFER NEIGHBOURHOOD TEAM AND CRIME DATA REPORT**

Members considered a report that summarised the North Yorkshire Police, local Safer Neighbourhood Team Priorities that had been set for the current and previous quarters and which provided crime data for the York Safer Neighbourhood Team area. Members were asked to note and comment on the new priorities and the crime data.

Some concerns were expressed regarding York's ranking in the data comparing crime rates within areas classed as being in a similar family grouping. Officers explained that the number of cycle thefts was likely to have skewed the figures and that this remained a priority. The rates of cycle theft per 1000 residents were, however, lower than in other cycling cities such as Oxford and Cambridge. Officers confirmed that it would be possible to

provide a more detailed breakdown of the statistics to better enable the impact of cycle crime to be identified.

Members agreed that, although it was useful to receive national comparative data, it would also be helpful for crime statistics to be provided at ward level to identify issues relating to specific areas of the city.

Members noted that anti-social behaviour also continued to be a priority for the Safer Neighbourhood Team. It was agreed that consideration should be given as to whether this was an issue into which a scrutiny review should be carried out.

RESOLVED: (i) That the report be noted.

(ii) That North Yorkshire Police Authority be requested to note the Committee's comments, as detailed above.

REASON: In accordance with the Committee's responsibilities for the functions conferred by sections 19 and 20 of the Police & Justice Act 2006, in relation to the scrutiny of community safety issues, the Police and the work of the local Crime and Disorder Reduction Partnership.

**13. SAFER YORK PARTNERSHIP BOARD PERFORMANCE REPORT**

This item had been covered at the meeting of the Community Safety Committee held on 27 June 2011.

**14. REPORT ON RESTRUCTURE OF NORTH YORKSHIRE POLICE**

Members received a report that provided information on the North Yorkshire Police Force restructure.

Members noted that the grant funding settlements for police forces in England and Wales incorporated a 5.1% reduction. For North Yorkshire Police, this equated to a reduction of approximately £24m by 2014/15. North Yorkshire Police force

was undergoing a significant restructure to maximise efficiency whilst protecting frontline delivery.

Members were informed that officers now had a more geographical focus, which would improve their knowledge of their area and its priorities. Maps were tabled that illustrated the Safer Neighbourhood Areas, each of which would be managed by an Inspector. Ward areas also had designated Beat Managers. Details were given of changes to shift patterns, which would enable there to be greater flexibility.

Members asked if there had been a negative impact resulting from the reduction in officer numbers. Officers stated that, although it had only been in place for a relatively short period of time, York would be serviced well by the model. Academic research had shown that the model worked well in urban areas. An initial review had already taken place and a further review would be carried out in due course.

Referring to the reduction in back office staff, clarification was sought as to how this had impacted on frontline officers and whether this had led to them being removed from working with the community. Officers stated that PCSOs were still in place and that hours had been protected. There had been some changes in the way in which they were utilised, for example they were spending time working alongside police officers who were responding to incidents, but they were still working within the community.

Officers were asked about the implications of centralising the Force Control room in York and closing the main control room in Northallerton. They stated that there was a service charter in place which included targets such as timescales in which calls should be answered. Any anomalies arising from the revised arrangements could therefore be identified.

Requests were made for the following information to be provided for the next meeting:

- Details of Police officer hours
- Number of officers within the Safer Neighbourhood Teams (including a breakdown detailing numbers patrolling and those within specialist operations teams)
- Data in respect of performance against the Service Charter.

- RESOLVED: (i) That the report be noted.
- (ii) That the information requested above be provided for the next meeting.

REASON: In accordance with the Committee's responsibilities for the functions conferred by sections 19 and 20 of the Police & Justice Act 2006, in relation to the scrutiny of community safety issues, the Police and the work of the local Crime and Disorder Reduction Partnership.

## 15. **UPDATE REPORT ON PROPOSED CCTV REVIEW**

Members received a report that presented a brief history of a proposed topic on CCTV in York, and asked Members to consider whether they now wished to proceed with a review of the provision and usage of CCTV across the city.

For the benefit of the new members of the committee, Councillor Fraser explained the background to the topic registrations and the reasons why a decision on whether or not to proceed with a review had been deferred. It was agreed that copies of a presentation that had previously been received by the Committee would be circulated to the new members.

It was noted that consultants were currently tasked with producing a business case for the inclusion of CCTV as part of the Local Government North Yorkshire and York Board shared service project. The report was not due to be made public until it had been considered at a meeting of LGNYY scheduled to take place in September. Members also noted that it was intended that the CCTV control room would be relocated to the new council building and hence it may be an opportune time to carry out a review.

RESOLVED: That, following the publication of the consultants' report, an item be included on the committee's work plan to consider a remit for a review on CCTV.

REASON: To progress the work of this Overview and Scrutiny Committee, in line with scrutiny procedures and protocols.

**16. WORK PLAN**

Consideration was given to the committee's work plan.

It was agreed that the committee should give consideration to the following issues:

- A possible scrutiny review on anti-social behaviour.
- A possible scrutiny review on recycling and waste collection.
- A report on the restructure of CANS and roles supporting Safer York Partnership, and proposals for the restructure of Community Safety in North Yorkshire Police.

Members also requested that, in due course, information on Police and Crime Commissioners be circulated via email.

- RESOLVED:
- (i) That, in view of the number of items on the work plan, an additional meeting of the committee be scheduled to take place in September or October 2011.
  - (ii) That the committee's work plan be updated to reflect the decisions detailed above.

REASON: To progress the work of this Overview and Scrutiny Committee, in line with scrutiny procedures and protocols.

Councillor King, Chair

[The meeting started at 5.00 pm and finished at 6.20 pm].

This page is intentionally left blank





## Community Safety Overview and Scrutiny Committee

20<sup>th</sup> September 2011

Report of the Assistant Director (Environment)

### Quarter 1 April – June 2011 Finance and Performance update for CAN's Environment Services

#### Summary

1. The purpose of this report is to provide the Community Safety Overview and Scrutiny Committee with an update on Financial Performance, progress against service plan improvement actions and performance measures for Environment. Status cards for actions and performance measures are attached at Appendix 1 and 2.

#### Financial Performance

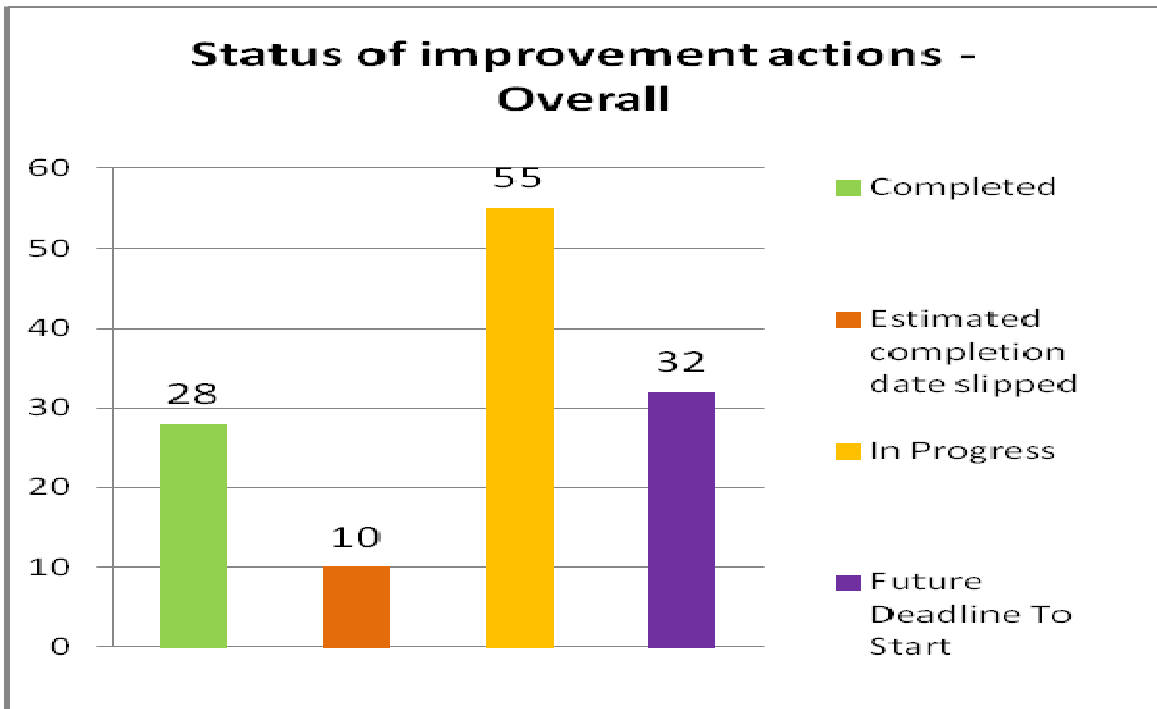
2. The Communities and Neighbourhoods portfolio for Environment is forecast to achieve £1,205k against a significant in year budget savings target of £1,280k. Savings are being achieved through a challenging programme of service reviews and service improvements. The £75k shortfall from the savings target is a one off in year shortfall due to the delayed implementation of revised waste collection rounds (£43k) and the joint service review and restructure of Neighbourhood Pride Services and Parks & Open Spaces (£32k). Full year savings will be achieved in 2012/13.
3. The approved 2011/12 revenue budget for the Communities and Neighbourhoods portfolio for Environment is summarised as follows:

	Net Budget £'000	Forecast Variation £'000	Forecast Variation %
Cleaning – Loss of large school contracts (£245k), partly offset by a reduction in variable costs (£197k)	-41	+48	-117.07
Highways Maintenance – no significant variances	9,674	+0	+0

	Net Budget £'000	Forecast Variation £'000	Forecast Variation %
Parks and Open Spaces – one off overspend due to delayed implementation of the Parks and Neighbourhood Pride Service review	1,127	+32	+2.83
Neighbourhood Pride Service	2,801	+0	+0
Parking Services – Reduction in the number of PCNs issues (£42k) and reduction of repairs and maintenance budget (by £10k) will result in overspend as lights must be replaced	2,901	+52	+1.79
Street Environment and Enforcement – no significant variances	598	+0	+0
Waste Management – contractual obligation to apply RPI to contract prices (£179k), reduced income plus extra hazardous waste at HWRC (£47k) offset by changes to WEEE regulations (£-100k), increased income from recyclates (£48k) and rental income (£19k)	5,118	+86	+1.68
Waste Collection – Overspend due to delayed implementation of round reduction saving	3,732	+43	+1.15
Other	-13	+0	+0
<b>Total)</b>	<b>25,987</b>	<b>+261</b>	<b>+1.01</b>

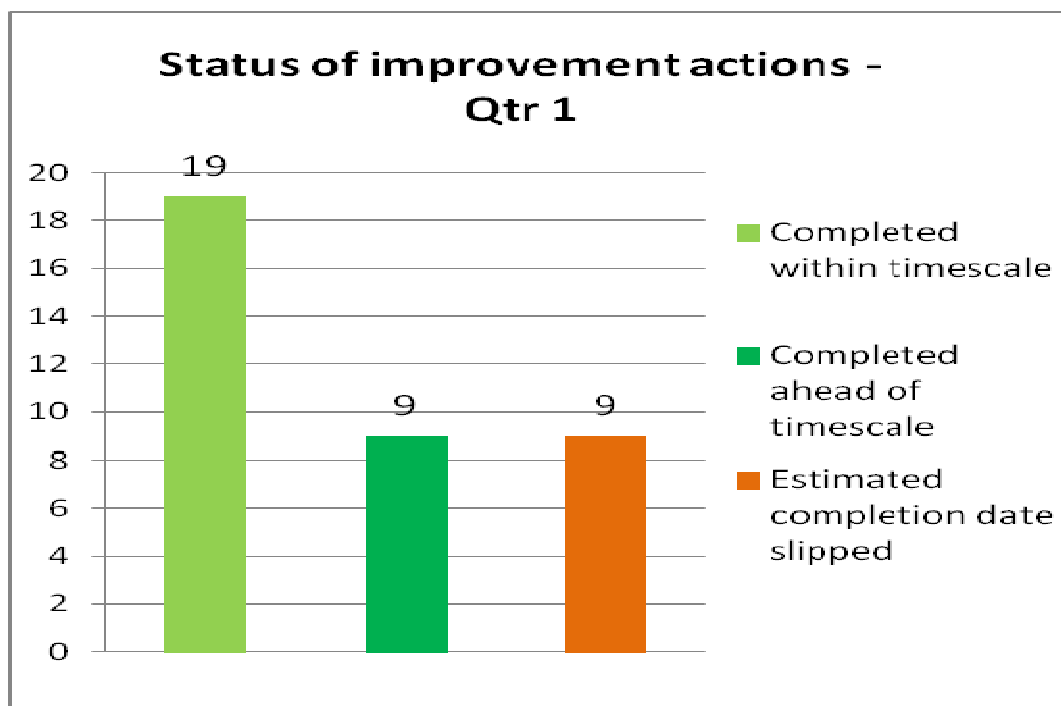
### Service Plan Actions and Performance Indicator Headlines

- Environmental Services have a very challenging service improvement plan for 2011/2012 with 125 improvement actions to be completed by March 2012.



### Quarter 1 Service Plan update

5. For Quarter 1 (April – June), 28 Service Plan actions were due to be completed by the end of June 2011. Nineteen actions have been completed within timescale and a further nine actions have been completed ahead of timescale making total actions completed 28. Whilst nine actions have passed the estimated timescale for completion they are all in progress with an expectation that all will be completed by March 2012, however the majority will be completed by October 2011. There are no actions where the deadline has passed and work has not commenced.



## Service Plan Actions to Watch

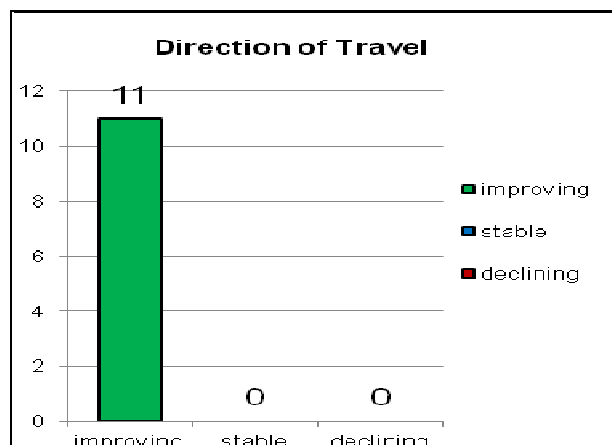
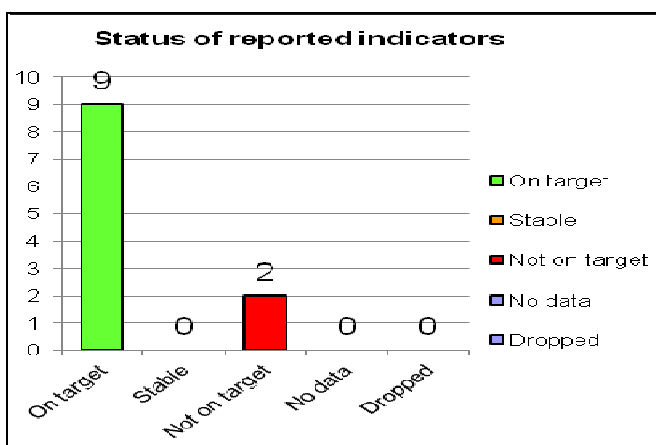
6. The table below outlines those actions which are in progress together with comments concerning expected completed times.

Action	Comments
<p>Improve participation in kerbside recycling scheme to increase recycling rate by 1% (additional 900 tonnes of recyclates).</p>	<p>A considerable amount of work has been undertaken to take this forward. Analysis shows that in some parts of the city usage of the kerbside recycling service is low, and there are problems such as misuse of shared recycling wheeled bins, contaminated recycling boxes and overflowing residual household waste bins. We are working with residents, other council teams, waste supervisors and the collection crews to reduce these problems. We aim to encourage communities and individuals to take greater responsibility for managing their waste and take full advantage of the kerbside recycling service provided. As part of this work a 'Recycling Hero' scheme will also be launched. The heroes will be local volunteers who will be asked to get involved in promoting recycling and wider environmental issues with the aim of improving their street, community or neighbourhood. A Kerbside Improvement Plan has been developed and is to be implemented August to November 2011 which will result in a £65k saving.</p>
<p>Implement improvements to cleanliness of the market and the waste collected, stored and disposal</p>	<p>Work completed late August.</p>
<p>Replace old vehicles</p>	<p>The completion of this action has been delayed due to procurement issues and now forms part of the Fleet Review.</p>
<p>Set up website for food growing opportunities</p>	<p>This action will be completed in September 2011</p>
<p>Pilot garden tool recycling scheme via Hazel Court (from ad hoc scrutiny report into community food growing)</p>	<p>It is expected that this will be completed by October 2011.</p>
<p>Standardise grass cutting on larger spaces</p>	<p>It is expected that this will be completed by December 2011</p>

<p>Develop energy usage reduction project within depot.</p>	<p>A site survey and collation of energy and carbon footprint data has been undertaken working alongside the corporate sustainability team. A RIEP water asset survey commenced on 22<sup>nd</sup> August 2011 to establish potential water savings. A number of site visits and consultation with 'Power Perfector' have been made with a view to installing equipment on site to realise a reduction in the amount of electricity that is bought in. A funding model is in place and final analysis of site power usage is being reviewed to confirm that projected savings will be achieved, this project is being led by the CYC Carbon and Energy manager.</p>
<p>Review methods for street cleaning and litter management</p>	<p>Only half year savings of the expected £75k will be made due to delay in identifying areas of savings, linked to HR processes and merger of services.</p>

### Performance Indicators

- Environmental Services have 23 high level performance indicators, 11 of which are reported either monthly or quarterly. Of the 11, nine are on target and two are not. However performance for all 11 indicators is improving.



## Measures to Watch Performance Indicators

8. The table below outlines where performance has not been achieved.

PI code and description	Target 11/12	A	M	J	On target	Comments
VW19: Missed bins put right by end of next working day (POG code VW19)	98%	97.9%	85%	97%	<b>No</b>	This is slightly under target, but is improving
NPI193 - Municipal waste landfilled (%)	51.83%	52.82%			<b>No</b>	Target is 51.83% so slightly off course but an improvement on the 10/11 outturn of 54.47%

### Consultation

9. This paper is an information report for Members and therefore no consultation has been undertaken regarding its contents.

### Corporate Priorities

10. Reporting on Financial Performance and Service Improvement support the Corporate Theme of 'Effective Organisation'.

### Implications

- **Financial** - Considered as part of this report
- **Human Resources (HR)** - N/A
- **Equalities** - N/A
- **Legal** - N/A
- **Crime and Disorder** - N/A
- **Information Technology (IT)** - N/A
- **Property** - N/A
- **Risk Management** - N/A

**Conclusion**

11. This report has provided an update on Quarter 1 Performance.

**Recommendations**

12. The Scrutiny Committee is asked to note the financial and performance position of the portfolio.

**Contact Details**

**Author:**

**Sharon Brown**  
**Performance and Service**  
**Improvement Manager**  
Tel: 554362

**Chief Officer Responsible for the report:**

**John Goodyear**  
**Assistant Director (Environment)**

Report Approved  Date 6<sup>th</sup> September 2011

**Appendix 1 - Status Card for Quarter 1 Service Plan Actions**  
**Appendix 2 - Status Card for Quarter 1 Performance Measures**

This page is intentionally left blank

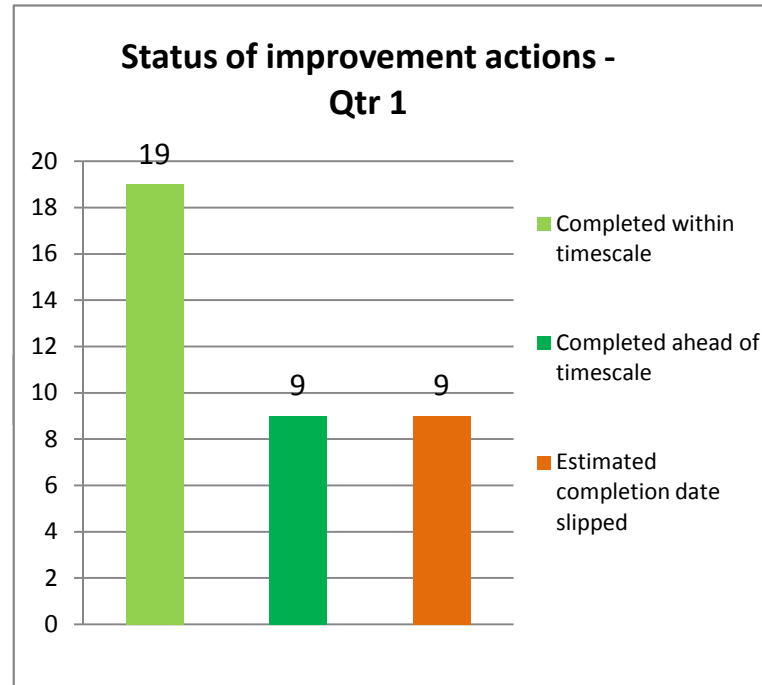
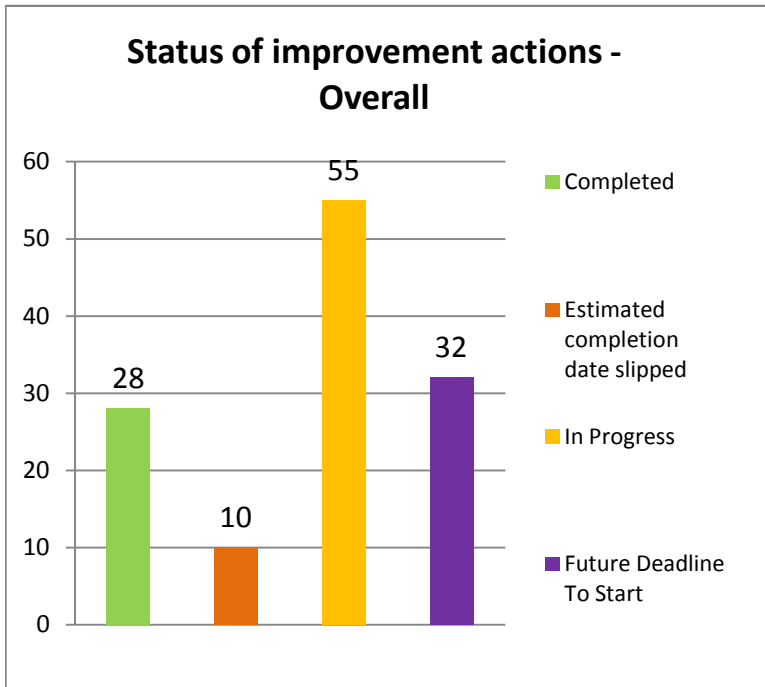


Action Owner	Action description	Deadline/ 2011/12	Progress Status	Quarter 1
Russell Stone	CANS40/74: Review methods for street cleaning and litter management	Apr-11	Estimated completion date slipped	Only half year savings of the expected £75k will be made due to delay in identifying areas of savings, linked to HR processes and merger of services.
Bob Crosby	C12 Raise awareness of recycling service and opportunities to under-performing areas to encourage participation through the Kerbside Improvement Project. C12	May-11	Estimated completion date slipped	Kerbside Improvement Plan completed, to be implemented August to November 2011
Dave Meigh	Set up new CYC web pages for food growing opportunities (includes Allotments web pages, from Ad Hoc scrutiny report into community food growing)	May-11	Estimated completion date slipped	To be completed by end Sep 11
Dave Meigh	Standardise grass cutting on larger spaces (cans 21)	May-11	Estimated completion date slipped	It is expected that this work will be completed by December 2011
Bob Crosby	CAN 119 Improve participation in kerbside recycling scheme to increase recycling rate by 1% (additional 900 tonnes of recyclates). Utilise MOSAIC data for targeting publicity and communications. E6	Jun-11	Estimated completion date slipped	Kerbside Improvement Plan completed, to be implemented August to November 2011. Deadline needs amending to November 2011 Member report.
Russell Stone	Work with city centre and markets manager on improvements to cleanliness of the market and the waste collected, and how this is collected, stored and disposed of	Jun-11	Estimated completion date slipped	New machinery due to be installed in August to help with market waste, delayed due to availability of product from supplier.
Russell Stone	Replace old vehicles	Jun-11	Estimated completion date slipped	Delayed due to procurement issues , completion date not under my control, is being covered as part of strategic fleet review
Dave Meigh	Pilot garden tool recycling scheme via hazel Court (from Ad Hoc scrutiny report into community food growing)	Jun-11	Estimated completion date slipped	It is expected that this will be completed in October 2011

Action Owner	Action description	Deadline/ 2011/12	Progress Status	Quarter 1
Ashley Mathieson	NEW PROJECT: Develop energy usage reduction project within depot.	Jun-11	<b>Estimated completion date slipped</b>	<p>A site survey and collation of energy and carbon footprint data has been undertaken working alongside the corporate sustainability team.</p> <p>A RIEP water asset survey is to commence on the 22nd August 2011 to establish potential water savings .</p> <p>A number of site visits and consultation with Power Perfector have been made with a view to installing equipment on site to realise a reduction in the amount of Electricity that is bought in.</p> <p>A funding model is in place and final analysis of site power usage is being reviewed to confirm that projected savings will be achieved, this project is being led by the CYC Carbon and Energy manager.</p>

Status of improvement actions - Overall	
Completed	28
Estimated completion date slipped	10
In Progress	55
Future Deadline To Start	32
total	125

Status of improvement actions - Qtr 1	
Completed within timescale	19
Completed ahead of timescale	9
Estimated completion date slipped	9
total	37



This page is intentionally left blank

PI Owner	PI code and description	Target 11/12	Direction of Travel	Frequency	A	M	J	On target	Comments
Bob Crosby	COLI3: Missed bins per 100 000 collections	40	↑	Monthly	42.88	36.81	29.77	Yes	
Bob Crosby	VW19: Missed bins put right by end of next working day (POG code VW19)	98.00%	↑	Monthly	97.91	85%	97%	No	This is slightly under target, but is improving
Bob Crosby	191 - Residual household waste per household (kg)	560kg	↑	Quarterly	550kg			Yes	No longer a national indicator. Performance is reviewed quarterly and an updated outturn estimate is calculated.
Bob Crosby Liz Russell	192 - Household waste recycled, reused or composted (%)	47.07%	↑	Quarterly	47.15%			Yes	No longer a national indicator. Performance is reviewed quarterly and an updated outturn estimate is calculated.
Bob Crosby	NPI193 - Municipal waste landfilled (%)	51.83%	↑	Quarterly	52.82%			No	Performance is reviewed quarterly and an updated outturn estimate is calculated. Target is 51.83% so slightly off course but an improvement on the 10/11 outturn of 54.47%
S Donnerly	Total tonnes of household waste collected (POG code CAND5)	90,930	↑	Quarterly	89440			Yes	
S Donnelly	Total tonnes of municipal waste landfilled (POG code CAND6)	53,430	↑	Quarterly	53690			Yes	
S Donnelly	Total tonnes of municipal waste collected (household, commercial, prescribed and inert waste) (POG code CAND7)	103,090	↑	Quarterly	101640			Yes	
S Donnelly	Actual tonnes of composted waste (POG code CAND10)	16,750	↑	Monthly	16910			Yes	
Martin Horner/Andy Binner	BVPI215a. Average number of days taken to repair a street lighting fault. (SLA = 2 days)	<2 days	↑	Quarterly	0.076 calendar days			Yes	This is currently on course to meet the 2 days or less target set for 11/12. 10/11 outturn was 0.164 days against the standard AMEY contract of 2 days
Martin Horner/Andy Binner	COLI33: Streetlamps not working as planned	<1%	↑	Quarterly	0.0061			Yes	

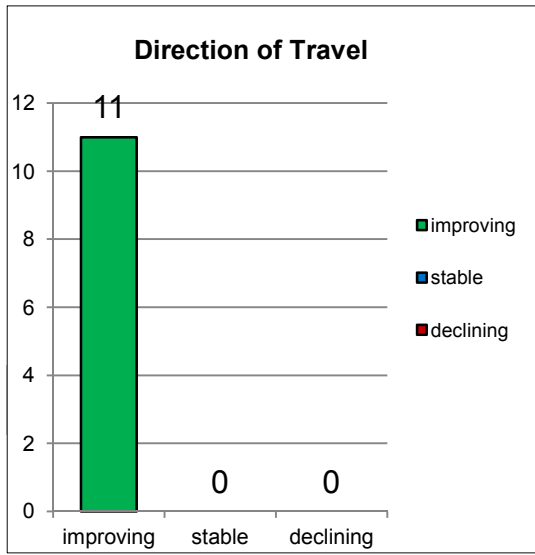
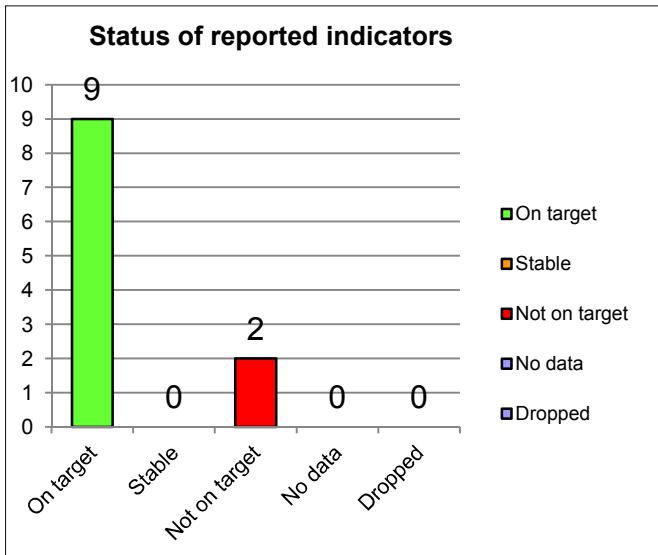
**Performance against target**

green	On target	9	81.82%
amber	Stable	0	0.00%
red	Not on target	2	18.18%
grey	No data	0	0.00%
purple	Dropped	0	0.00%
<b>total</b>		<b>11</b>	<b>100.00%</b>

**Direction of travel**

improving	11	100.0%
stable	0	0.0%
declining	0	0.0%

**11**



**York City Council**  
**Overview and Scrutiny Committee**  
**Crime Data**

**Summary**

This report summarises the crime data within the York Safer Neighbourhood Team area.

**1. Background**

On the 31<sup>st</sup> Jan 2011 the Home Secretary launched “police.uk” a website which enables individuals to see what crime and antisocial behaviour has happened on their streets.

The Home Secretary announced:

“Interactive maps which can be accessed on computers and mobile phones will open the door on crime and policing information, allowing people to view crimes including burglary, violence and anti-social behaviour in their areas. This transparent new level of crime and local policing information will ensure people can tell forces what their concerns about crime and disorder are”

**2. Introduction**

- 2.1 [www.police.uk](http://www.police.uk) interactive map allows access to six categories of crime these are: burglary, robbery, vehicle crime, violence, other crime and anti-social behaviour (a total of all of these combined is also included). The following crime data allows members to assess crime levels within their area. The table is the first tranche of data from the newly launched website subsequent reports will illustrate trends in all the six categories. In addition at members request the report contains ASB data at Safer Neighbourhood Sector Level, this is not geographically aligned to political wards however geographical differences are negligible. Also at member request Home Office Most Similar Family bench marking data is included in the report.

### 3.0 Crime Data City of York

All crimes that are reported to the police are illustrated in the crime data table. They've been grouped into six categories to protect people's privacy. This should mean that more sensitive crimes won't be attributed to a particular area. The six categories are: Burglary, Anti-social behaviour, Robbery, Vehicle crime, Violent crime, Other crime, The total crime figure is also displayed. The data is supplied by North Yorkshire Police force from their crime and incident recording systems. The information and figures contained with the table are subject to change as crimes types can be reclassified following investigation.

Month	Neighbourhood	All crime and ASB		Burglary		Anti-social behaviour		Robbery		Vehicle crime		Violent crime		Other crime	
		2010	2011	2010	2011	2010	2011	2010	2011	2010	2011	2010	2011	2010	2011
Aug10/ Aug11	York All Areas	3050		184		1192		3		86		249		1336	
Jul 10 / Jul 11		3028	2508	152	134	1259	1325	9	11	93	88	228	232	1287	718
Jun 10 / Jun 11		3031	2464	147	165	1208	1276	16	6	99	89	232	216	1329	712
May 10/May 11		3062	2281	203	140	1122	1125	5	3	133	91	218	193	1381	729
Apr 10 / Apr11		2918	2325	198	181	1130	1172	9	10	96	65	207	199	1276	698
Mar 10 / Mar11		2603	2439	162	246	1029	1055	11	8	89	121	157	187	1155	822
Feb 10 / Feb 11		2246	2092	149	204	821	834	4	13	79	107	137	193	1056	741
Jan 10 / Jan 11		2300	2027	118	172	914	839	11	6	66	95	185	196	1006	719

*NB - Other Crime includes - Concealing an Infant Death Close to Birth, Bigamy, Going Equipped for Stealing, Blackmail, Kidnapping, Treason, Treason-Felony, Riot, Violent Disorder, Other Offences against the State or Public Order, Perjury, Libel, Offender Management Act, Betting, Gaming and Lotteries, Aiding Suicide, Immigration Acts, Perverting the Course Justice, Absconding from Lawful Custody, Other Firearms Offences, Customs and Revenue Offences, Bail Offences, Trade Descriptions etc, Health and Safety Offences, Obscene Publications etc, Protection from Eviction, Adulteration of Food, Other Knives Offences, Public Health Offences, Planning Laws, Disclosure, Obstruction, False or Misleading Statements etc, Dangerous Driving*



Month	Neighbourhood	All crime and ASB	Burglary	Anti-social behaviour	Robbery	Vehicle crime	Violent crime	Other crime
Aug 11	York City							
Jul 11		574	3	336	1	3	63	168
Jun 11		521	13	258	1	3	71	175
May 11		474	7	249	0	5	60	153
Apr11		478	13	241	0	6	56	162
Mar11		501	10	220	2	5	53	211
Aug 11	York East							
Jul 11		732	44	423	5	30	47	183
Jun 11		754	46	399	4	25	58	222
May 11		724	50	359	0	29	51	235
Apr11		670	72	319	0	14	49	210
Mar11		762	100	330	3	40	42	247
Aug 11	York West							
Jul 11		701	37	319	5	26	81	233
Jun 11		667	53	351	1	40	57	165
May 11		618	48	279	2	33	52	204
Apr11		672	53	349	2	20	54	194
Mar11		683	61	296	2	54	51	219
Aug 11	York Rural							
Jul 11		501	50	247	0	29	41	134
Jun 11		522	53	268	0	21	30	150
May 11		465	35	238	1	24	30	137
Apr11		505	43	263	2	25	40	132
Mar11		493	75	209	1	22	41	145

4.0 Anti Social behaviour data supplied by North Yorkshire Police at Safer Neighbourhood Sector level, data supplied is subject to a number of anomalies as it is reliant on data input dates as opposed to incident occurrence and geographical anomalies when aligned with political wards used by local government. The data supplied however is robust enough to highlight trends and possible concentrations of ASB incidents within areas.

Anti Social Behaviour Data (Safer Neighbourhood Sector Level)							
Safer Neighbourhood Sector ( N:B safer neighbourhood sectors are not geographically aligned to political wards)	Jan	Feb	March	April	May	June	July
Acomb	22	42	29	47	31	35	40
Bishopthorpe	2	5	16	9	7	11	8
Clifton	56	59	90	72	88	74	56
Derwent	7	10	7	5	7	5	7
Dringhouses and Woodthorpe	29	34	40	33	37	42	52
Fishergate	44	48	36	42	44	52	59
Fulford	6	5	11	12	10	3	3
Guilldhall	120	123	175	183	188	192	253
Haxby and Wigginton	20	9	13	32	30	32	28
Heslington & University	10	0	2	4	4	6	5
Heslington South	0	0	1	0	0	0	0
Heworth	46	49	62	67	62	67	77
Heworth Without	9	4	7	8	6	12	6
Holgate	50	52	50	51	47	61	59
Hull Road	42	41	61	59	57	51	57
Huntington and New Earswick	40	40	38	50	50	61	54
Micklegate Inner	49	42	38	46	49	47	59
Micklegate Outer	57	58	75	89	83	90	75
Osbaldwick	9	8	11	12	12	12	7
Rural West York	20	18	33	41	36	34	31
Skelton, Rawcliffe and Clifton Without	29	33	56	55	56	53	61
Strensall	14	9	12	30	15	31	33
The Groves	59	54	83	75	97	148	167
Westfield	88	79	103	122	78	125	95
Wheldrake	3	3	8	9	8	11	8

5.0 **Most Similar Groups** (MSGs) identified by the Home Office. These groups provide a benchmark for comparison of crime rates and other indicators with similar areas elsewhere in England & Wales. They also help to identify similar areas which are performing well, to promote the sharing of good practice, CSPs are compared with up to 14 other similar units.

5.1 **How are the Most Similar Groups calculated?** A number of socio-demographic and geographic variables were identified which are strongly linked to increased levels of crime, fear of crime, or incidents. Socio – demographic variables used are percentage of overcrowded households, percentage of single parent households, percentage of terraced households, percentage of population that are long-term unemployed, census output area density, population sparsity. These variables were then combined using a technique called Principal Component Analysis (PCA) to determine new, independent factors that best describe the variation between areas. The Most Similar Groups are determined by identifying the units which are most similar on the basis of these factors

Crimes per 1000 Residents / MSG Ranking (1 <sup>st</sup> being the safest 15 <sup>th</sup> being the least safe)																
Crime Categories	Jan 11		Feb 11		March 11		April 11		May 11		June 11		July 11		Aug 11	
	Rank	Crimes	Rank	Crimes	Rank	Crimes	Rank	Crimes	Rank	Crimes	Rank	Crimes	Rank	Crimes	Rank	Crimes
<b>All Crime</b>	13 <sup>th</sup>	17.17	13 <sup>th</sup>	16.60	14 <sup>th</sup>	18.77	14 <sup>th</sup>	18.70	13 <sup>th</sup>	18.09	12 <sup>th</sup>	17.21	12 <sup>th</sup>	17.31		
<b>Non Domestic Burglaries</b>	12 <sup>th</sup>	1.15	14 <sup>th</sup>	1.36	15 <sup>th</sup>	1.86	15 <sup>th</sup>	2.01	15 <sup>th</sup>	1.82	14 <sup>th</sup>	1.59	14 <sup>th</sup>	1.46		
<b>Domestic Burglaries</b>	11 <sup>th</sup>	2.13	10 <sup>th</sup>	2.18	11 <sup>th</sup>	2.72	11 <sup>th</sup>	2.60	11 <sup>th</sup>	2.29	9 <sup>th</sup>	1.94	8 <sup>th</sup>	1.68		
<b>Violent Crime</b>	11 <sup>th</sup>	3.09	13 <sup>th</sup>	3.20	12 <sup>th</sup>	3.20	11 <sup>th</sup>	3.12	10 <sup>th</sup>	3.29	10 <sup>th</sup>	3.38	11 <sup>th</sup>	3.52		
<b>Vehicle Crime</b>	8 <sup>th</sup>	1.31	8 <sup>th</sup>	1.48	10 <sup>th</sup>	1.67	9 <sup>th</sup>	1.53	9 <sup>th</sup>	1.42	7 <sup>th</sup>	1.24	9 <sup>th</sup>	1.34		
<b>Robbery</b>	10 <sup>th</sup>	0.11	9 <sup>th</sup>	0.11	9 <sup>th</sup>	0.13	11 <sup>th</sup>	0.15	9 <sup>th</sup>	0.11	8 <sup>th</sup>	0.09	8 <sup>th</sup>	0.09		
<b>Bicycle Thefts</b>	15 <sup>th</sup>	1.21	15 <sup>th</sup>	0.88	15 <sup>th</sup>	1.19	15 <sup>th</sup>	1.18	15 <sup>th</sup>	1.34	15 <sup>th</sup>	1.27	15 <sup>th</sup>	1.26		
<b>Drug Offences</b>	8 <sup>th</sup>	0.75	10 <sup>th</sup>	0.77	11 <sup>th</sup>	0.91	9 <sup>th</sup>	0.84	9 <sup>th</sup>	0.84	7 <sup>th</sup>	0.75	8 <sup>th</sup>	0.8		

York most similar family grouping

York's most similar family as identified by the Home Office is :-

Canterbury, Cheshire East, Cheshire West, Colchester, Essex – Brentwood, Exeter, Gt Manchester – Trafford, Hertfordshire – Hertsmere, Kent -Tunbridge Wells, Lancs- Fylde, Maidstone, Met Police –Hillingdon, Swindon, Welwyn & Hatfield, York

This page is intentionally left blank

## Safer York Community Safety Overview and Scrutiny, Performance Report

August 2010

### PERFORMANCE REPORT ON COMMUNITY SAFETY PLAN 2011-14

#### 1. Introduction and Overview

1.1. Data and/or update information on progress is not held by the Safer York Partnership support team for all of the indicators contained within the plan.

1.2. This report will now take the form of an exception report whereby only items which are underperforming are reported upon. The exception report will be presented in a form in line with the Community Safety Plan 2011-14 which has the following priorities;

- Acquisitive Crime
- Anti-Social Behaviour
- Violent Crime
- Business Crime
- Re-offending Information
- Other Indicators

1.3. Total crime in York is predicted to be around 1200 crimes lower in 2011-12 than 2010-11. If achieved this would represent a 52% decrease in crime in the city since 2003/04 in overall crime, with decreases achieved every year, except 2010/11, when there was a small rise on the previous year.

1.4. Within the all crime category, York has improved from 14<sup>th</sup> position in the Iqanta family to 12<sup>th</sup> position within the last three months.

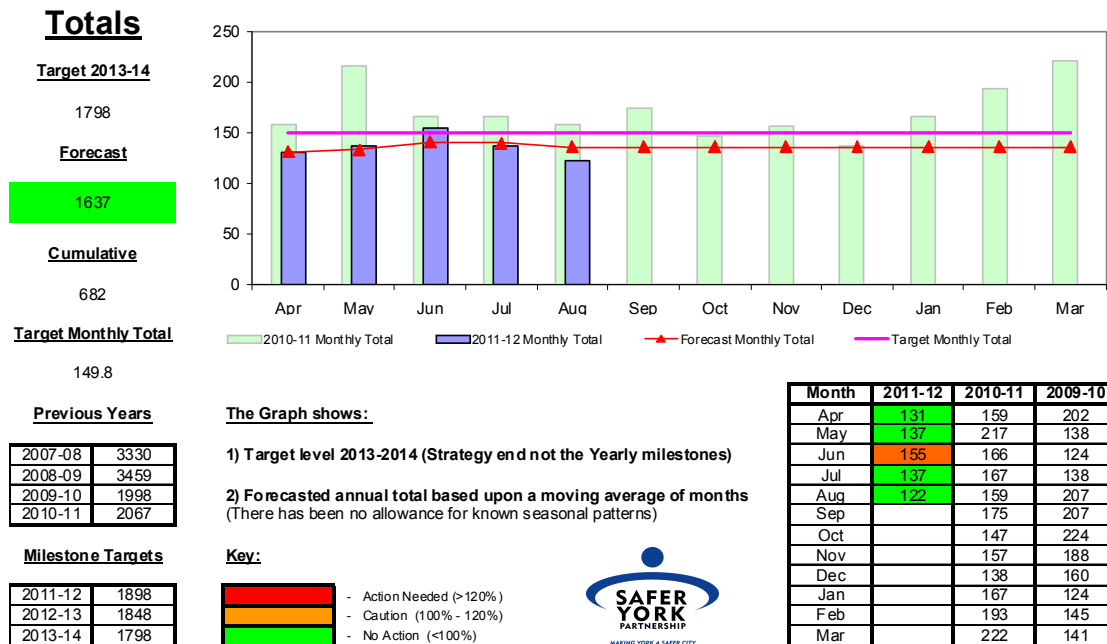
1.5. Of the 13 Iqanta crime types which the Partnership keeps track on, York is:

- Under the family average crime levels in 7 crime types (54%)
- Improving in 6 of the crime types and stable in 5 of the crime types (85%)
- Significant improvements in Criminal Damage in the last six months whereby York has moved from 15<sup>th</sup> place in the family to 7<sup>th</sup> position
- Worsening in 2 of the crime types (Theft from a Vehicle / Theft of a Motor Vehicle)
- In fifteenth place for 1 indicator (Cycle theft)

1.6. The only crime performance targets, where there was not a reduction in crime within the last strategy were; NI 20 Assault without Injury, NI 29 Gun crime and Aggravated Vehicle Taking which saw rises of 172 crimes (17%), 5 crimes (250%) and 1 crime (7%) respectively.

## 2. Acquisitive Crime

### York - NI 16 - Serious Acquisitive Crime



2.1. Acquisitive crime is on target for the 2011-12 milestones and is expected to be around 400 crimes less than last year

2.2. All areas of York are experiencing predicted levels of acquisitive crime.

2.3. York is currently in 8<sup>th</sup> place within its IQUANTA family for Serious Acquisitive crime, and has seen continual monthly improvement since December when York sat in 12<sup>th</sup> position.

2.4. All indicators are currently on target except for Burglary of a Non Dwelling which has had higher than expected levels in the first three months of the year but is still predicted to have around 100 crimes less than last year.

2.5. Cycles and power tools are still the most targeted property type in burglaries from sheds and garages.

2.6. Although York has moved in the wrong direction within its family for auto-crime, York has seen the lowest monthly levels of Theft from a Vehicle and Theft of a Vehicle in August, within the last two years. This should mean that the position of York in its in family will improve on the next IQUANTA data release.

2.7. The majority of auto-crimes are occurring to vehicles parked on-street. Locations that have historically seen high levels of auto-crime such as industrial estates, car parks, hotels and other business premises have suffered low levels of auto-crime since the start of the financial year.

2.8. Levels of cycle theft this year have been significantly lower than last year. York is predicted to have around 400 less cases of theft of a pedal cycle than last year.

2.9. York is still showing significantly lower rates of cycle crime than other large cycling cities (Oxford and Cambridge have 4 times the rate per 1000 population of cycle theft).

2.10. Levels of acquisitive crime at business premises, schools, other educational establishments, city-centre cycle racks, and allotments have been low during the summer.

2.11. There has been an increase in levels of aggravated vehicle taking in the first five months of the year but numbers are still low (ten crimes compared to five crimes last year). The majority of these crimes involve vehicles being taken from family relatives without the owner's permission

### 3. Anti-Social Behaviour

**York - NYP Recorded ASB Calls for Service**

**Totals**

**Target 2013-14**

12361

**Forecast**

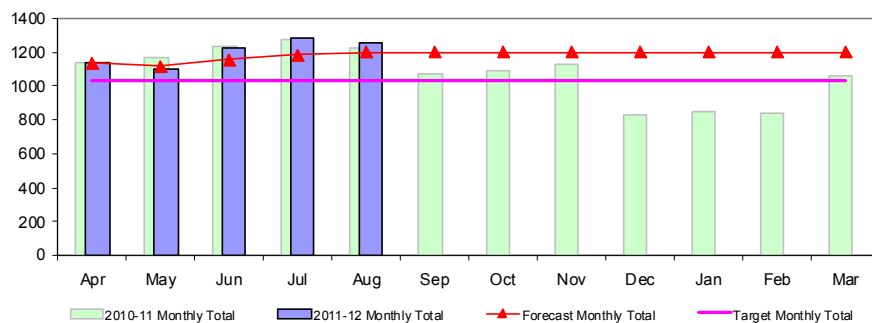
**14393**

**Cumulative**

5997

**Target Monthly Total**

1030.1



**Previous Years**

2007-08	12827
2008-09	12847
2009-10	13012
2010-11	12927

**Milestone Targets**

2011-12	12687
2012-13	12524
2013-14	12361

**The Graph shows:**

- 1) Target level 2013-2014 (Strategy end not the Yearly milestones)
- 2) Forecasted annual total based upon a moving average of months (There has been no allowance for known seasonal patterns)

**Key:**

	- Action Needed (>120%)
	- Caution (100% - 120%)
	- No Action (<100%)



Month	2011-12	2010-11	2009-10
Apr	1139	1142	1158
May	1097	1170	1123
Jun	1225	1238	1150
Jul	1285	1270	1235
Aug	1251	1229	1320
Sep		1069	1046
Oct		1094	1164
Nov		1125	1015
Dec		833	966
Jan		854	939
Feb		843	836
Mar		1060	1060

3.1. Levels of anti-social behaviour calls for service recorded by North Yorkshire Police are predicted to rise by 1400 cases (10%) by the end of the financial year.

3.2. From April 2011, all new police anti-social behaviour incidents have been categorised differently. ASB is now classified by the type of harm they involve, from personal (impacts an individual), nuisance (impacts a

community) and environmental. As such, comparing specific types of ASB is difficult.

- 3.3. Prior to the anti-social behaviour classification change in April 2011, the key types of police recorded anti-social behaviour in York were: behaviour incidents (2/3) followed by malicious communications (8%) and neighbour nuisance incidents (7%).
- 3.4. Following the anti-social behaviour classification change in April 2011, the main type of anti-social behaviour are nuisance (68%) followed by personal (23%); and a very small number of environmental (8%) incidents.
- 3.5. The top wards for police recorded anti-social behaviour incidents are: Guildhall (23%); Micklegate (13%) and Westfield (10%).
- 3.6. The main hotspot locations for anti-social behaviour within the last twelve months include: Union Terrace; Coney Street and McDonalds on Blake Street.
- 3.7. The level of criminal damage in 2011/12 is predicted to be 350 cases lower than last year. All types of criminal damage are predicted to fall, although the largest reductions are predicted to be in criminal damage to dwellings.
- 3.8. Overall levels of council recorded anti-social behaviour are predicted to rise by around 350 cases (9%). These are due to predicted rises within fly-tipping, litter and to a lesser extent graffiti and drugs related litter.
- 3.9. Across all agencies, over the past 12 months the main days and times for ASB incidents were Fridays and Saturdays and between 6pm-9pm
- 3.10. As of time of writing, the neighbourhood safety manager is not in place. An update on activity and initiatives on anti-social behaviour will therefore be given within the next performance report

#### **4. Violent Crime**

- 4.1. Levels of violent crimes in York are predicted to be around 200 crimes lower in 2011-12 than last year. York had 206 recorded cases of violence in August 2011, the lowest month for two years.
- 4.2. York is currently in 10<sup>th</sup> place within its IQUANTA family for violent crime, slightly rising within its family over the last month. When August data appears on Iquanta is it likely that York will improve at least one position within its family.
- 4.3. Levels of violent crime within York's Cumulative Impact Area (City Centre) are comparable to last year. Levels of violent crime were high at nightclub



/ late-night licensed premises during the early part of the summer. This trend has reduced over the last two months.

4.4. Levels of violent crime at large summer events in York such as race-days have been lower than in previous years.

Violent Incidents in 2010 per 1,000 residents in York compared to other cities in the UK

	York	Scarborough	North Yorkshire	Bristol	Cambridge	Doncaster	Leeds	Leicester	Lincoln	Luton	Manchester	Metropolitan Police (Force)	Middlesbrough	Oxford	Portsmouth	Wakefield
2010	13.4	17.2	11.0	29.7	21.5	16.1	16.8	31.0	23.9	21.0	28.6	27.8	25.6	27.3	28.9	16.3
Difference	-	28%	-18%	121%	60%	20%	25%	131%	78%	56%	113%	107%	90%	103%	115%	21%

4.5. The above shows York in 2010 has fewer numbers of violent incidents per resident than every other similar city chosen in this report. Only North Yorkshire (LA) has fewer incidents per resident - 18% fewer, but places including Leicester (131% more); Manchester (113% more); London (107% more); Oxford (103% more) and Portsmouth (115%) have over double the rate per resident than York.

4.6. Information for Q1 is not available at present for domestic violence. The issue of the lack of domestic violence data has been taken up by Ian Cunningham and Jo Beilby and should be resolved by the end of Q2.

4.7. There have been 40 Multi-Agency Risk Assessment Conferences (MARAC's) held for domestic violence within the first quarter of 2011/12. At this point there has been a lower outturn of repeat MARAC's held.

Indicator	Type	2007/08	2008/09	2009/10	2010/11	2011/12
NI 32 Repeat Incidents of Domestic Violence Cases reviewed as a MARAC	Target	8.3% (Est)	7%	6%	5%	N/a
	Out-turn	8.3%	10.8%	17.6%	18.2%	12.5% (est)

4.8. No domestic violence murders were recorded during 2010/11 in York.

Indicator	Type	2007/08	2008/09	2009/10	2010/11	2011/12
NI 34 Domestic Violence Murder	Target	N/a	0	0	0	0
	Out-turn	N/a	0	0	0	0 Est

4.9. Information available from Local Alcohol Profiles for England and Wales suggest that York has lower levels of alcohol related crimes than the national average. Levels of alcohol related crimes have fallen for each of the last five years of available data.

## 5. Re-offending information

5.1. Data available up to the end of Q3 of 2010/11 suggests the prolific and priority offending indicator is predicted to come under the targets set within the previous local area agreement.

Indicator	Type	Q1	Q2	Q3	Q4	2010/11 Est
NI 30 Re-offending Rate of Prolific and Priority Offenders	Baseline Offences	24	8	23	2	57
	Target	21	7	20	2	50
	Out-turn	3	11	3		24
	% Reduction Target	13%	13%	13%	13%	13%
	% Reduction Out-turn	88%	-38%	87%		58%

5.2. Information released on drug-related offending by the Ministry of Justice suggests that the actual rate of drug re-offending in York has been lower than the predicted rate. This has been the case for two out of the previous three years of data availability.

Indicator	Type	Q1	Q2	Q3	Q4	2010/11
NI 38 Drug Related (Class A) Offending Rate	Cohort Size	13	13	13	13	13
	Predicted Offences	15.8	14.1	12.2	10.4	52.5
	Actual Offences	13	8	19	12	52
	Ratio Target	0.98	0.98	0.98	0.98	0.98
	Ratio Out-turn	0.82	0.57	1.56	1.15	0.99

5.3. Data on proven re-offending by young offenders is now available for the completed 2010/11 year. The level of re-offending has been higher than target in 2010/11. Notes taken from Integrated Commissioning document suggest;

“York is historically very high compared with statistical family and region. 2008 and 2009 saw good performance but we correctly identified 2010 cohort as having a much higher risk profile. Performance after 6 months (Q2) continued at 9 months (Q3) and 12 months (Q4) stages. Detailed analysis of 2010 and 2011 cohorts shows fundamental change in risk profile: improving FTE (PI 111) figures have resulted in taking out the lower risk young people from the re-offending (PI 19) cohort.”

Indicator	Type	2007/08	2008/09	2009/10	2010/11
NI 19 Rate of Proven re-offending by young Offenders aged 10 to 17	Target		1.82	1.74	1.66
	Out-turn	1.91 (2005)	1.62	1.17	2.00

5.4. Data on first time entrants in to the youth justice system is now available for the completed 2010/11 year, and quarter 1 of 2011/12. This data suggests that the number of first time entrants continues to decline in York year on year. Notes taken from Integrated Commissioning document suggest;

“Data quality problems with new police system persist. Developments in Youth Restorative Disposal (YRD) reporting indicate that YRD’s are effectively

being used in place of Reprimands for low level crime - this will contribute to the falling FTE numbers as a YRD is not a criminal disposal. Numbers of Reprimands have reduced consistently. This indicator has a perverse impact on re-offending (PI 19).”

Indicator	Type	2007/08	2008/09	2009/10	2010/11
NI 111 First time entrants to the Youth justice System aged 10 to 17	Target	2350	2185	2040	1900
	Out-turn		1810	1559	846

Indicator	Type	Q1	Q2 +	Q3 +	Q4 +
NI 111 First time entrants to the Youth justice System aged 10 to 17	Target	232	464	696	928
	Out-turn	207			

5.5. New information for NI18 Adult-reoffending has been released on Iquanta and this shows that the actual rate of re-offending is higher than the predicted rate for York. Information has not been released for Q4 of 2010/11.

Indicator	Type	2010/11			
		Jun-10	Sep-10	Dec-10	Mar-10
NI 18 Adult Reoffending Rate	Predicted	12.46%	12.62%	12.50%	
	Actual	12.73%	12.88%	12.93%	
	Difference	2.2%	2.1%	3.4%	

## 6. Business Crime

6.1. Levels of most types of business crime are comparable to last year. It is predicted that there is going to be twenty more burglaries of a business premise in 2011-12 than last financial year.

6.2. The majority of the burglaries of business premises occur within the city centre area, with key locations being hotels and restaurants where access has been gained to private areas without permission.

6.3. Across York it is predicted that there will be 150 fewer crimes of shoplifting than last year. Although shoplifting is down within major retailers and within the city centre, it continues to rise in smaller supermarkets / convenience stores within York's suburbs.

## 7. Other Information

7.1. There have been 158 cases of metal theft including lead and scrap, within the first five months of the financial year. This compares to 71 cases in the first five months of last year a 105% increase.

7.2. There have been cases of scrap metal thefts within all 22 wards in the city and significant concentrations of cases in the Heworth and Clifton wards. There have only been five locations this year, when more than one crime has occurred.

7.3. The majority of cases (60%) in York of scrap metal theft are where lead has been stolen from windows and roofs of domestic premises at some point during the evening / night, with the property owner not realizing a theft has occurred until the next day. The majority of these crimes are undetected.

7.4. There have also been nine schools and four churches which have suffered from metal theft during this time period.

7.5. Levels of hate crime are still stable in York with a predicted change of 12 fewer cases this year. The majority of the hate crime is Racial related, although there has been a small number of hate crimes which fall in to Religious, Homophobic and Disability categories over the last three years

Indicator	Type	2003/4	2004/5	2005/6	2006/7	2007/8	2008/9	2009/10	2010/11	2011/12
Hate Crime	Out-turn	85	104	102	102	68	164	169	152	144 (est)
	Direction of Travel									

7.6. Around 25% of all hate crimes are recorded to city centre locations with the other cases being evenly distributed throughout the city. There is little evidence of repeat victimisation for hate crime in York.

7.7. The number of people killed or seriously injured in road traffic accidents in York continues to decline, with the number of incidents declining by a third (10 compared to 15 for same period last year), and no child related incidents reported so far this calendar year.

### **Report Written by:**

Ian Cunningham, Senior Analyst, Safer York Partnership  
 Tanya Lyon, Crime Reduction Manager, Safer York Partnership  
 Jo Beilby, Domestic Violence Co-ordinator, Safer York Partnership

## Community Safety Overview & Scrutiny Committee – Work Plan 2011-12

Meeting Dates	Work Programme
27 June 2011	<ol style="list-style-type: none"> <li>1. Introduction to Committee Remit &amp; Terms of Reference</li> <li>2. Report on the Committee’s legislative responsibilities in regard to Crime &amp; Disorder</li> <li>3. Presentation on Safer York Partnership</li> <li>4. Presentation by Assistant Directors on ongoing work &amp; future planned work</li> <li>5. Attendance of Cabinet Members to discuss their priorities &amp; challenges for 2011/12</li> <li>6. Report on Draft Workplan for 2011-12</li> </ol>
4 July 2011 @ 5:30 pm	<ol style="list-style-type: none"> <li>1. North Yorkshire Police SNT &amp; Crime Data Report</li> <li>2. Safer York Partnership Board Performance Report</li> <li>3. Report on Restructure of North Yorkshire Police</li> <li>4. Update Report On Proposed CCTV Review</li> <li>5. Workplan</li> </ol>
20 Sept 2011 @ 5pm	<ol style="list-style-type: none"> <li>1. <b>First Quarter Monitoring Report</b> – CYC Finance Officer</li> <li>2. <b>North Yorkshire Police Performance Report</b> - Ian Wolstenholme</li> <li>3. <b>SYP Performance Report</b> - Jane Mowat/Ian Cunningham</li> <li>4. <b>Report on Restructure of CANS &amp; Roles Supporting SYP &amp; proposals for restructure of Community Safety in North Yorkshire Police</b> – Deferred</li> <li>5. <b>Workplan &amp; Assessment Forms for Agreed Review Topics</b> – Scrutiny Officer</li> </ol>
10 Oct 2011	<ol style="list-style-type: none"> <li>1. <b>Presentation from PCT on their role within the SYP</b></li> <li>2. <b>Briefing Paper for Domestic Waste Collection &amp; Recycling Scrutiny Review</b></li> <li>3. <b>Briefing Paper for Anti-Social Behaviour Scrutiny Review</b></li> <li>4. <b>Further Update on Regional CCTV Shared Services Consultation Workplan</b></li> </ol>
29 Nov 2011 @ 5pm	<ol style="list-style-type: none"> <li>1. <b>North Yorkshire Police Performance Report</b></li> <li>2. <b>Safer York Partnership Performance Report</b></li> <li>3. <b>CYC Second Quarter Monitoring Report</b></li> <li>4. <b>Workplan</b></li> </ol>
17 Jan 2012 @ 5pm	<ol style="list-style-type: none"> <li>1. <b>Workplan</b></li> </ol>
7 Mar 2012 @ 5pm	<ol style="list-style-type: none"> <li>1. <b>CYC Third Quarter Monitoring Report</b></li> <li>2. <b>North Yorkshire Police Performance Report</b></li> <li>3. <b>Safer York Partnership Performance Report</b></li> <li>4. <b>Workplan</b></li> </ol>

This page is intentionally left blank

**SCRUTINY TOPIC ASSESSMENT FORM FOR COUNCILLORS  
'ONE PAGE STRATEGY'**

**What is the broad topic area?**

**Anti-social Behaviour in Westfield & Rural West**

**What is the specific topic area?**

*i.e. what should be included & excluded from the topic? what are the driver behind the topic?*

**To look at:**

- Hotspots
- Area based service delivery pilot and;
- Capable Guardian Scheme

**In order to identify and achieve long term improvement in levels of anti-social behaviour in target areas, through improved collaborative working practices, so that they may be rolled out across the city.**

**Ambitions for the review:**

*i.e. what is the review trying to achieve & why e.g. financial / efficiency savings and/or performance improvements? what will be different as a result of the review?*

**To reduce anti-social behaviour by 30% across the city**

-----  
(For completion by the relevant Overview & Scrutiny Committee)

**Does it have a potential impact on one or more sections of the population?**

Yes  No

**Is it a corporate priority or concern to the council's partners?**

Yes  No

**Will the review add value? and lead to effective outcomes?**

Yes  No

**Will the review duplicate other work?**

Yes  No

**Is it timely, and do we have the resources?**

Yes  No

**If the answer is 'Yes' to all of the above questions, then the Committee may decide to proceed with the review. To decide how best to carry out the review, the Committee will need to agree the following:**

**1) Who and how shall we consult?**

*i.e. who do we need to consult and why? is there already any feedback from customers and/or other consultation groups that we need to take account of?*

**Young people and other residents in selected areas**

**North Yorks Police and other Safer York Partners where appropriate  
CYC Youth Services, external providers and voluntary organisations  
etc**

**2) Do we need any experts/specialists? (internal/external)**

*i.e. is the review dependent on specific teams, departments or external bodies? What impact will the review have on the work of any of these?*

**Relevant Neighbourhood Management Teams**

**NYP**

**Others?**

**3) What other help do we need? E.g. training/development/resources**

*i.e. does this review relate to any other ongoing projects or depend on them for anything?*

*what information do we need and who will provide it? what do we need to undertake this review e.g. specific resources, events, meetings etc?*

**Briefings on:**

- **Capable Guardian Scheme**
- **Area Based Working Pilot**

**Need to get out into the community to meet with victims and young people, and community groups etc**

**4) How long should it take?**

*i.e. does the timings of completion of the review need to coincide with any other ongoing or planned work*

**3-4 months??**



**SCRUTINY TOPIC ASSESSMENT FORM FOR COUNCILLORS  
'ONE PAGE STRATEGY'**

**What is the broad topic area?**

**Domestic Waste Collection & Recycling**

**What is the specific topic area?**

*i.e. what should be included & excluded from the topic? What are the drivers behind the topic?*

**In an effort to reduce domestic waste and increase recycling,**

- **make collection and recycling methods more user-friendly;**
- **identify prohibitive factors in hotspots where recycling levels are low;**
- **identify multiple approach to increasing recycling in hotspots i.e. education, support, improved resources, incentives and enforcement**

**Ambitions for the review:**

*i.e. what is the review trying to achieve & why e.g. financial / efficiency savings and/or performance improvements? what will be different as a result of the review?*

**To achieve a reduction in domestic waste of **??%** & an increase in recycling of **??%** across the city**

-----  
(For completion by the relevant Overview & Scrutiny Committee)

**Does it have a potential impact on one or more sections of the population?**

Yes  No

**Is it a corporate priority or concern to the council's partners?**

Yes  No

**Will the review add value? and lead to effective outcomes?**

Yes  No

**Will the review duplicate other work?**

Yes  No

**Is it timely, and do we have the resources?**

Yes  No

**If the answer is 'Yes' to all of the above questions, then the Committee may decide to proceed with the review. To decide how best to carry out the review, the Committee will need to agree the following:**

**1) Who and how shall we consult?**

*i.e. who do we need to consult and why? Is there already any feedback from customers and/or other consultation groups that we need to take account of?*

**Residents in identified hotspots**

**St Nicholas Fields and other appropriate organisations**

**Equality Advisory Group**

**Other local Authorities**

**2) Do we need any experts/specialists? (internal/external)**

*i.e. is the review dependent on specific teams, departments or external bodies? What impact will the review have on the work of any of these?*

**CYC Waste Management Services**

**3) What other help do we need? E.g. training/development/resources**

*i.e. does this review relate to any other ongoing projects or depend on them for anything?*

*What information do we need and who will provide it? what do we need to undertake this review e.g. specific resources, events, meetings etc?*

**Review relates to forthcoming CYC review of Waste Management & Recycling Policies**

**Will need:**

- **Briefing on history of recycling in York e.g. methods previously used to try to increase recycling**
- **Recycling stats for areas across the city to help identify hotspots**

**Could hold a drop-in information event at Guildhall for residents**

**4) How long should it take?**

*i.e. does the timings of completion of the review need to coincide with any other ongoing or planned work*

**Approx 3 months**